


COVID-19

MENU >



V-safe After Vaccination Health Checker

Updated Dec. 19, 2020 [Print](#)

Get vaccinated.
Get your smartphone.
Get started with v-safe.

Use your smartphone to tell CDC about any side effects after getting the COVID-19 vaccine. You'll also get reminders if you need a second vaccine dose.

V-safe is a smartphone-based tool that uses text messaging and web surveys to provide personalized health check-ins after you receive a COVID-19 vaccination. Through **v-safe**, you can quickly tell CDC if you have any side effects after getting the COVID-19 vaccine. Depending on your answers, someone from CDC may call to check on you and get more information. And **v-safe** will remind you to get your second COVID-19 vaccine dose if you need one.

Other v-safe Resources

[Troubleshooting](#) >[Frequently Asked Questions about v-safe](#) >

Your participation in CDC's **v-safe** makes a difference — it helps keep COVID-19 vaccines safe.



When you get a COVID-19 vaccine, your healthcare provider will give you a **v-safe** information sheet. This sheet provides instructions on how to register and use **v-safe**.

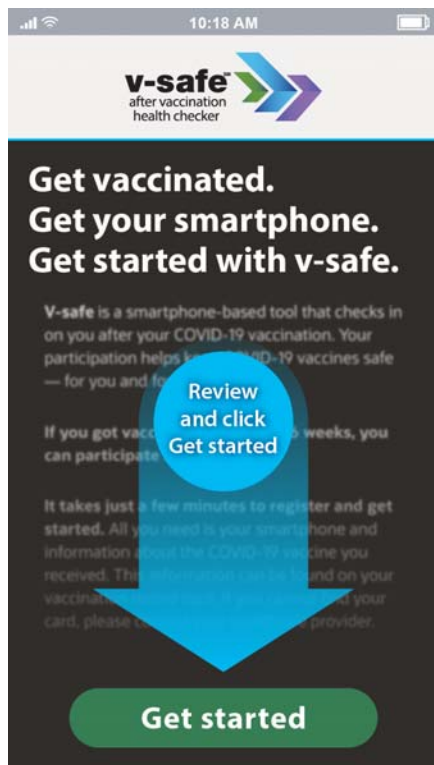
How to register and use v-safe

You will need your smartphone and information about the COVID-19 vaccine you received. This information can be found on the vaccination record card you received during your vaccination; if you cannot find your card, please contact your healthcare provider.

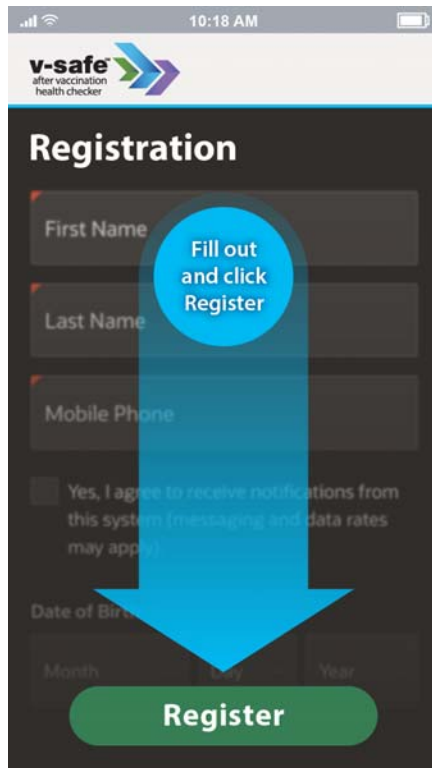


Register (vsafe.cdc.gov)

1. Go to the **v-safe** website (link provided on the **v-safe** information sheet your healthcare provider gave you during your COVID-19 vaccination). Read the onscreen instructions and click **Get Started**.

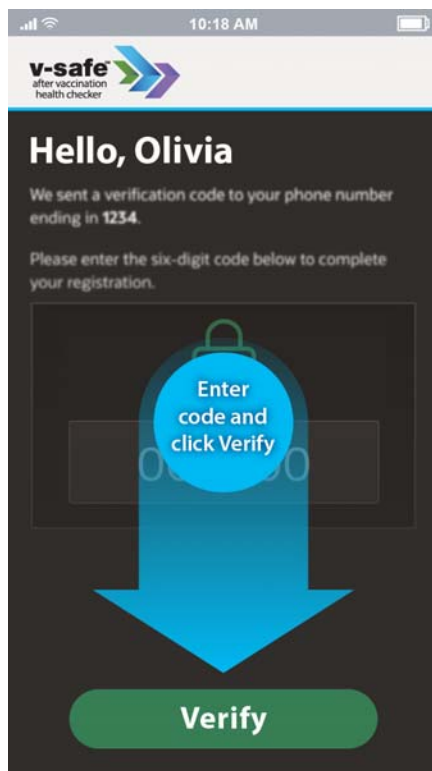


2. Enter your name, mobile number, and other requested information. Click **Register**.



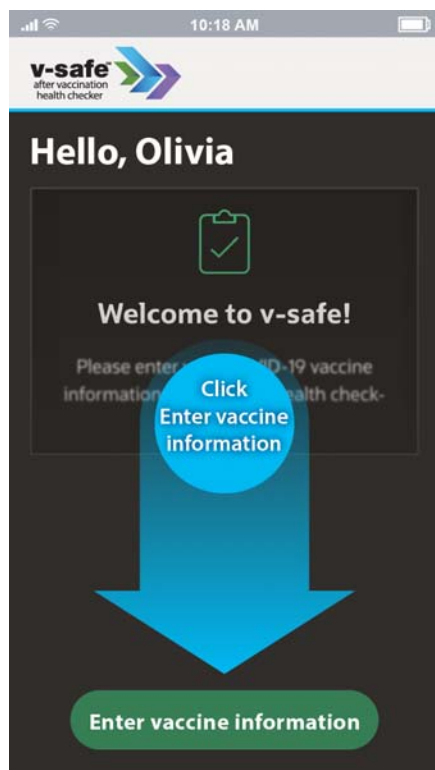
The screenshot shows the 'v-safe after vaccination health checker' app interface. At the top, the status bar shows signal strength, Wi-Fi, and the time 10:18 AM. The app logo is in the top left. The main heading is 'Registration'. Below it are input fields for 'First Name', 'Last Name', and 'Mobile Phone'. There is a checkbox for 'Yes, I agree to receive notifications from this system (messaging and data rates may apply)'. Below that are 'Date of Birth' fields for 'Month' and 'Year'. A large blue arrow points from a callout box that says 'Fill out and click Register' down to a green 'Register' button at the bottom.

3. You will receive a text message with a verification code on your smartphone. Enter the code in **v-safe** and click **Verify**.

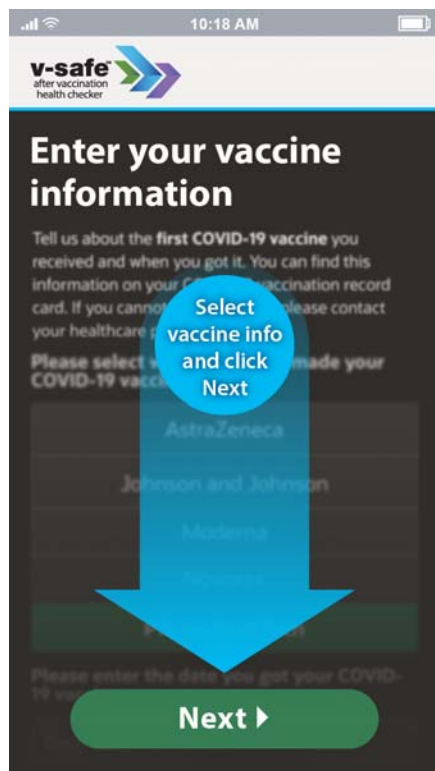


The screenshot shows the 'v-safe after vaccination health checker' app interface. At the top, the status bar shows signal strength, Wi-Fi, and the time 10:18 AM. The app logo is in the top left. The main heading is 'Hello, Olivia'. Below it, the text says 'We sent a verification code to your phone number ending in 1234. Please enter the six-digit code below to complete your registration.' There is a text input field for the code. A large blue arrow points from a callout box that says 'Enter code and click Verify' down to a green 'Verify' button at the bottom.

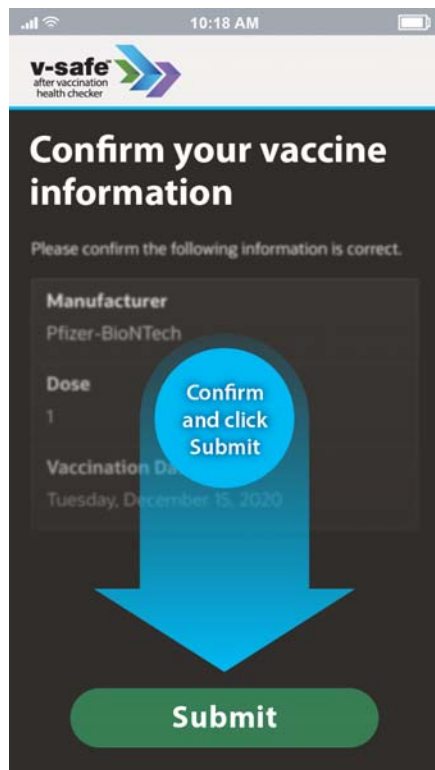
4. At the top of the screen, click **Enter vaccine information**.



5. Select which COVID-19 vaccine you received (found on your vaccination record card; if you cannot find your card, please contact your healthcare provider) and enter the date you were vaccinated. Click **Next**.

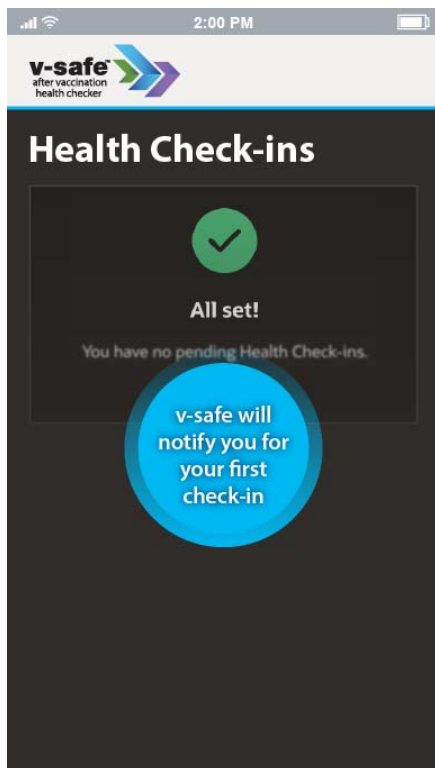


6. Review your vaccine information. If correct, click **Submit**. If not, click **Go Back**.

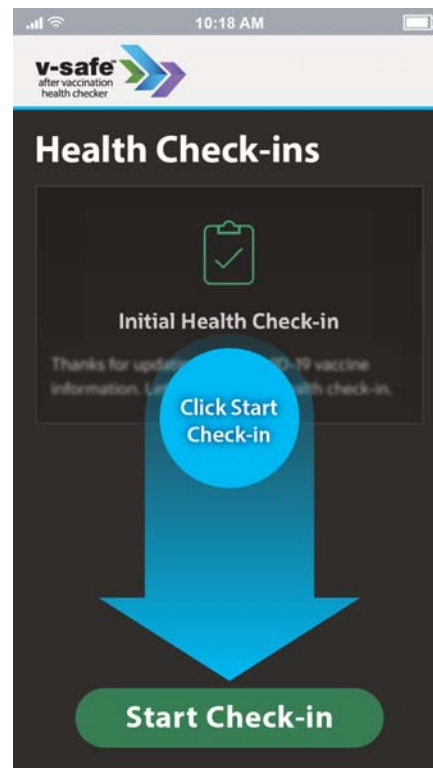


7. Congrats! You're all set! If you complete your registration before 2 p.m. local time, **v-safe** will start your initial health check-in around 2 p.m. that day. If you register after 2 p.m., **v-safe** will start your initial health check-in immediately after you register — just follow the instructions.

Registration **before** 2 p.m. local time:



Registration **after** 2 p.m. local time:



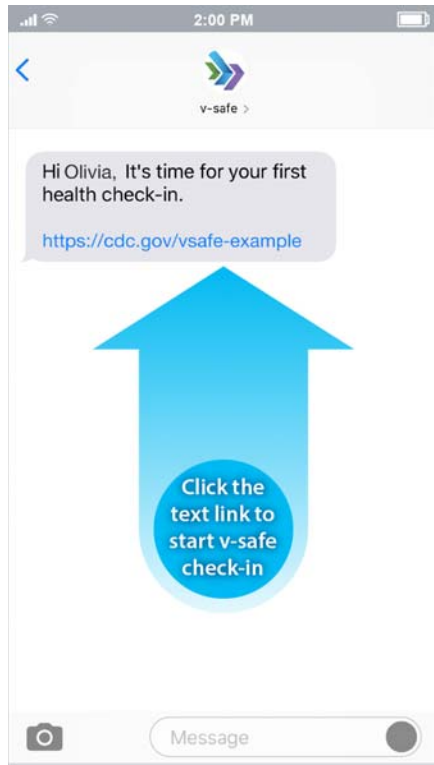
What happens next?

You will receive a reminder text message from **v-safe** around 2 p.m. local time for the next check-in. Just click the link in the text message to start the check-in.

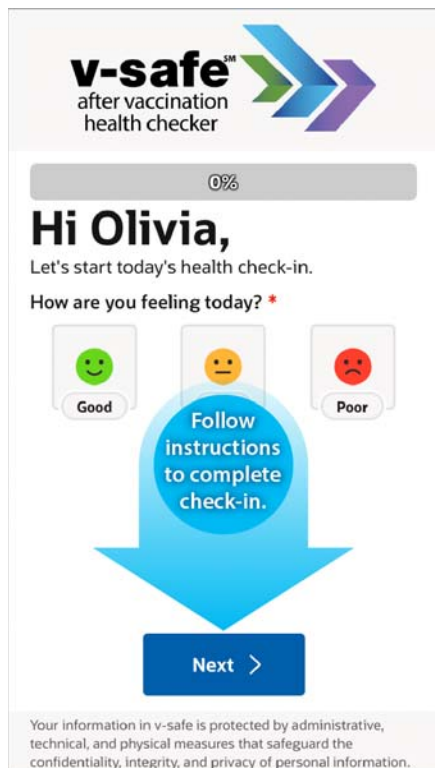


Complete a v-safe health check-in

1. When you receive a **v-safe** check-in text message on your smartphone, click the link when ready.



2. Follow the instructions to complete the check-in.



Need help with v-safe?

Call 800-CDC-INFO (800-232-4636) TTY 888-232-6348
Open 24 hours, 7 days a week

More Information

[Ensuring the Safety of COVID-19 Vaccines](#)

[Information about COVID-19 Vaccines](#)

[Frequently Asked Questions about COVID-19 Vaccination](#)

Last Updated Dec. 19, 2020

Content source: National Center for Immunization and Respiratory Diseases (NCIRD), Division of Viral Diseases